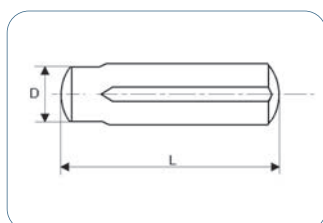


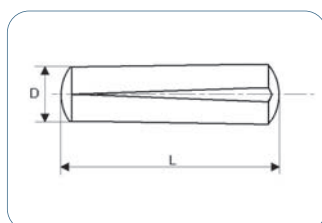
**GOUPILLES CANNELÉES ISO8739 à 8745**  
DIN1470 à 1475 - NFE28739 à 28745  
GROOVED PINS ISO8739 TO 8745 – DIN1470 TO 1475 – NFE28739 TO 28745



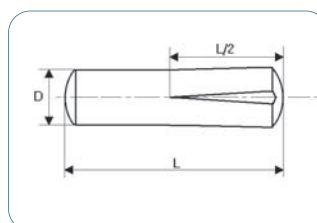
- ② Norme DIN = la longueur est mesurée aux arêtes  
DIN standard: Length is measured between edges
- ② Norme ISO = la longueur est mesurée hors-tout  
ISO standard: Length is overall dimension
- ② Désignation : Goupilles cannelées [norme] D x L  
Description: Grooved pins [standard] DxL



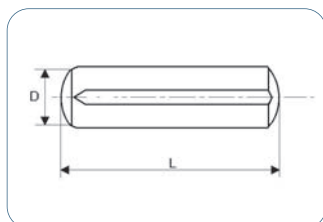
ISO8739 - DIN1470 - NFE28739  
Hors standard



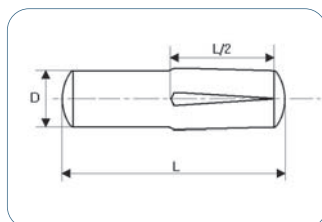
ISO8744 - DIN1471 - G01 - NFE28744



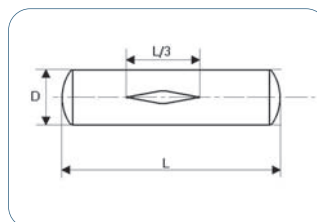
ISO8745 - DIN1472 - G02 - NFE28745



ISO8740 - DIN1473 - G07 - NFE28740



ISO8741 - DIN1474 - G05 - NFE28741



ISO8742 - DIN1475 - G06 - NFE28742

Matière = 9SMnPb28K et inox  
Material: 9SMnPb28K and stainless steel

D	L																										
1,5	4*	5*	6	8	10	12																					
2	4*	5*	6	8	10	12	14	16	18	20	22	24	25	26	28	30											
2,5			6	8	10	12	14	16	18	20	22	24	25	26	28	30											
3			6	8	10	12	14	16	18	20	22	24	25	26	28	30											
4			6	8	10	12	14	16	18	20	22	24	25	26	28	30	32	35	36	40	45						
5				8	10	12	14	16	18	20	22	24	25	26	28	30	32	35	36	40	45	50					
6				8	10	12	14	16	18	20	22	24	25	26	28	30	32	35	36	40	45	50	55	60			
8					10	12	14	16	18	20	22	24	25	26	28	30	32	35	36	40	45	50	55	60	65	70	
10						14	16	18	20	22	24	25	26	28	30	32	35	36	40	45	50	55	60	65	70	80	90
12						14	16	18	20	22	24	25	26	28	30	32	35	36	40	45	50	55	60	65	70	80	90
14										22	24	25	26	28	30	32	35	36	40	45	50	55	60	65	70	80	90
16										22	24	25	26	28	30	32	35	36	40	45	50	55	60	65	70	80	90

\*Seulement norme ISO 8740 ou forme équivalente.  
Only ISO 8740 or equivalent shape

**SUR DEMANDE**  
ON REQUEST

- Dimensions et tolérances spéciales  
Other tolerances and dimensions
- Matières spéciales notamment inox  
Special materials, particularly stainless steel